


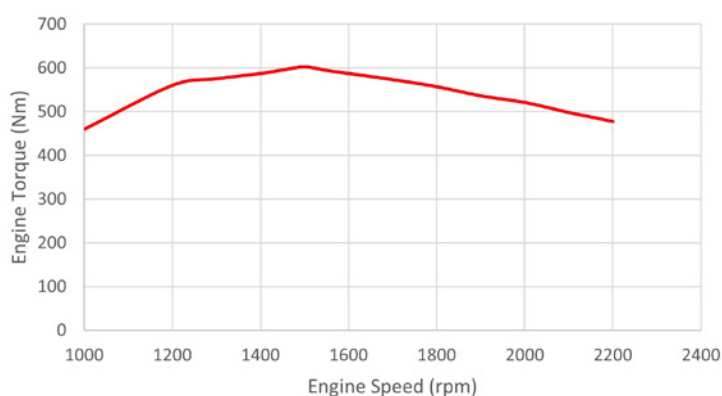


## 4TN107FTT-1SYA2 4TN107FTT-1SYA2-PIH

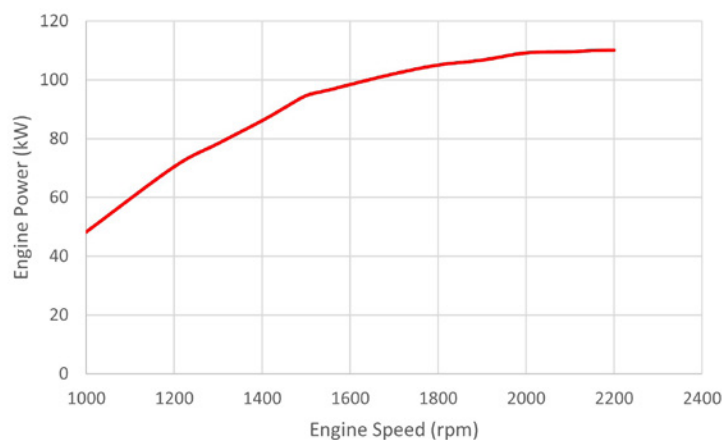


GROSS POWER hp (kW)	208 (155)
FUEL CONSUMPTION GAL/H (L/H)	10.51 (39.8)
REGULATION	Final Tier 4
CYLINDERS	4
BORE X STROKE (mm)	107 x 127
DISPLACEMENT L (ci)	4.57 (279)
RATED SPEED rpm	2200
COMBUSTION TYPE	Direct Injection
ASPIRATION	2-Stage Turbo & Inter-cooled
GOVERNOR TYPE	Electronic
LUBRICATION SYSTEM	20L Capacity Oil Pan
ELECTRICAL SYSTEM	12V-150A
FUEL SYSTEM	Common Rail Fuel Injection
COOLING SYSTEM	Water Pump Belt Driven
POWER TAKE OFF	FWH: SAE 3 Full FW: SAE 11.5
LENGTH w/fan in (mm)	56.9 (1146.24)
WIDTH in (mm)	39.4 (1000.7)
HEIGHT in (mm)	69.3 (1760.27)
WEIGHT (DRY) lbs (kg)	1810 (821)

**TORQUE**



**POWER**



**PURE. RELIABLE. POWER.**



## STANDARD

Air Cleaner Kit: KAC27

Engine Feet Kit: KF8

Exhaust Pipe Kit: KM17  
(Turbo to SCR Pipe)

Fan Guard Kit: KG3

Radiator Kit: KR20

Radiator Mounting Kit: KRM17

DEF Kit: KDEF2 (10 Gallon)

ECU Harness Kit: KPH21

DCU Harness Kit: KPH22

## OPTIONAL KITS Available Separately

Monochrome Panel: KP8, KP8E, KP8N, KP8-AS, KP8E-AS

Color Panel: KP9, KP9N, KP9E, KP9-S

Harness Kit: KPH10 (5FT EXT)

Harness Kit: KPH11 (10FT EXT)

SAR-Adaptor Harness Kit: KPH12

DEF Kits: KDEF3 (5 Gallon), KDEF4 (3 Gallon)

## SEMI AND FULL ENCLOSURE OPTIONS AVAILABLE

